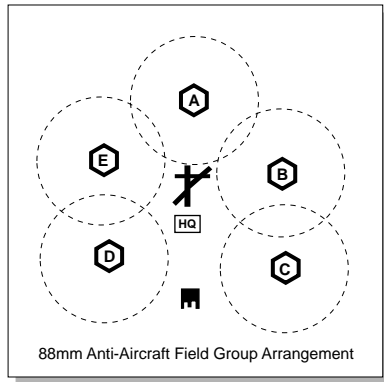
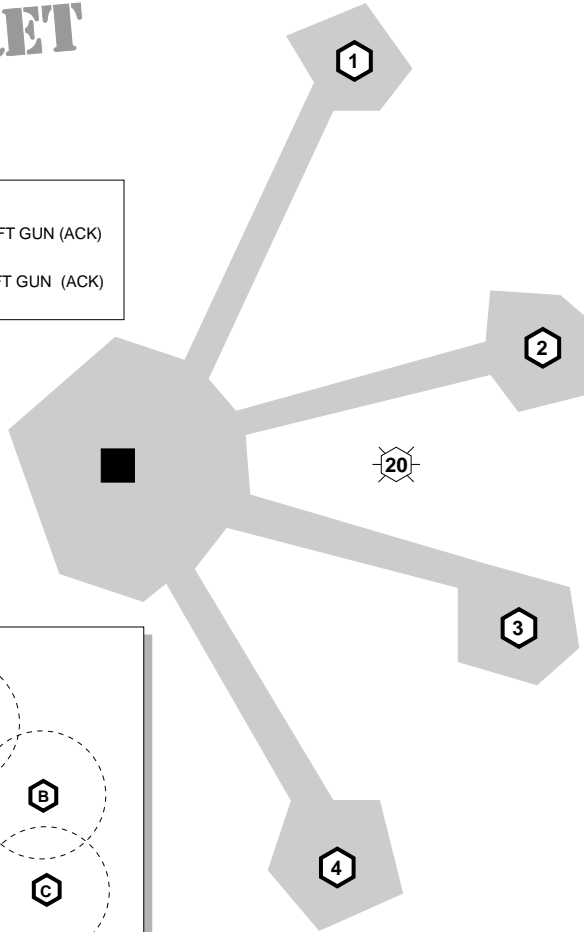
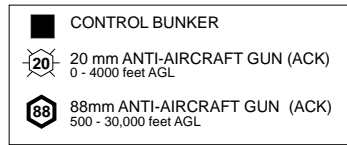


88mm Anti-Aircraft Site Diagram

88mm Ack (ACK)
WB2AFv2.FH7

THIS DOCUMENT IS TOP SECRET AND MUST NOT FALL INTO ENEMY HANDS.
IF FORCED DOWN IN HOSTILE TERRITORY DESTROY IMMEDIATELY BY FIRE OR INGESTION.

TOP SECRET



Each Anti-Aircraft Field Group has five 88mm batteries arranged around a field like a "U" with two batteries on each leg. (See inset diagram)
They are identified starting with "A" at the apex and going clockwise.

Each battery is like a "4-finger hand" with a control bunker on the "palm".
The 88mm guns are identified by a number. (Left hand - palm-up)
1=index, 2=middle, 3=ring, 4=pinky, 20mm gun = thumb.

An individual 88mm gun can be identified by the Field Number, Site Letter and Gun Number.
(for example: F11,A,1 or F6,B,3 or F1,D,4

WB OFFICE OF PUBLICATIONS, OFFICIAL USE ONLY
CONTACT XAM@ACCESS.MOUNTAIN.NET FOR CORRECTIONS / CHANGES

CHARTS AND RELATED DATA (NOT TO SCALE) PUBLISHED IN
ACCORDANCE WITH SPECIFICATIONS AND AGREEMENTS
APPROVED BY INTER-AGENCY AIR CARTOGRAPHIC COMMITTEE
AND ARE NOT TO BE USED FOR REAL-WORLD NAVIGATION.

88mm Anti-Aircraft Site Diagram

88mm Ack (ACK)
WB2AFv2.FH7